



Cohesive Wildland Fire Management Strategy
National Goals; Collective Solutions

Response to Wildfire
Fire Adapted Communities
Resilient Landscapes
Supported by Science



Expectations for Phase III:
Process, Deliverables, Options



Essential Steps in Phase III

1. Translate conceptual models into quantitative models or develop other methods for qualitative analyses.
2. Compile and integrate data needed to quantify and validate the relationships expressed in the models.
3. Identify performance measures that can be used across all regions and within a given region.
4. Identify geographic variations in the models/methods to reflect appropriate differences across the regions.

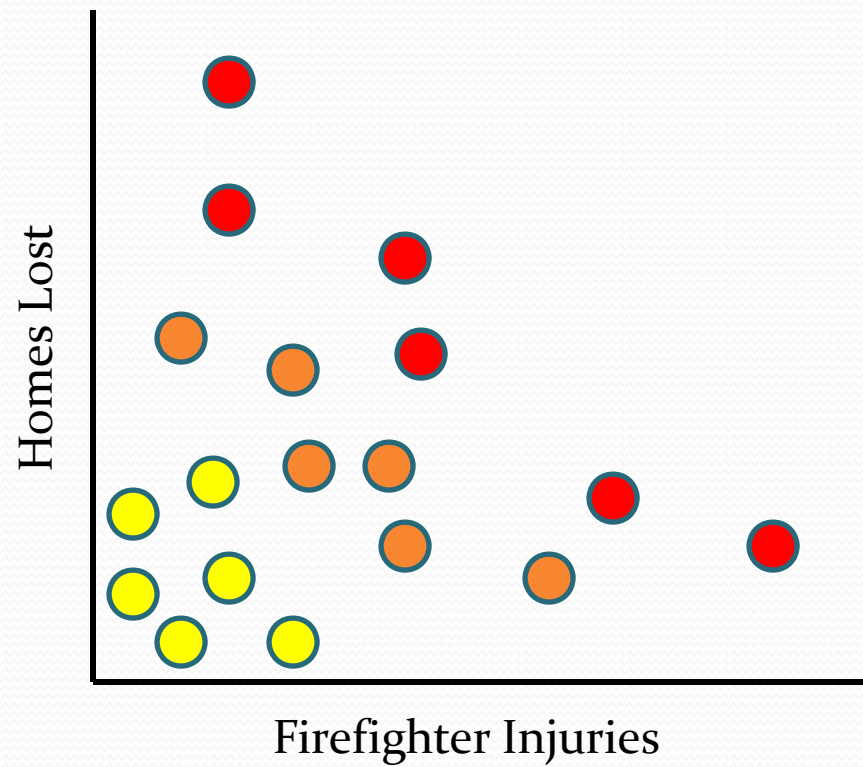


Essential Steps (continued)

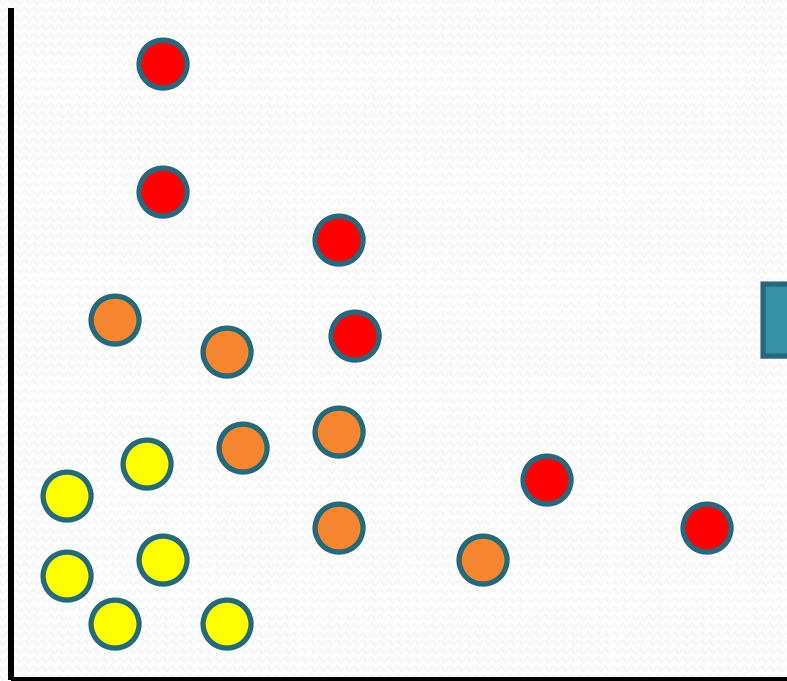
Collectively, NSAT works with the RSCs and WGs to

5. Validate the models and assumptions.
6. Explore potential management options across the regions that reflect the decision space available for broad national and regional choices.
7. Iteratively identify and refine regional strategies.
8. Conduct and document the comparative risk analyses – national tradeoff analysis.

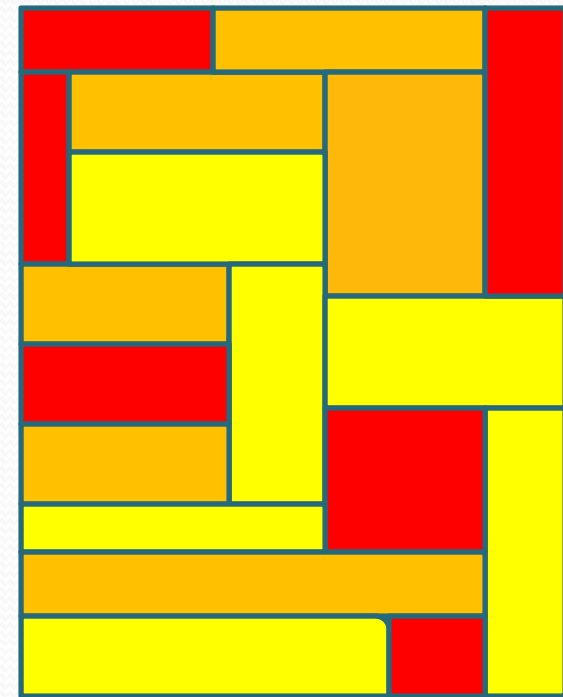
Understanding risk and tradeoffs



Understanding risk and tradeoffs

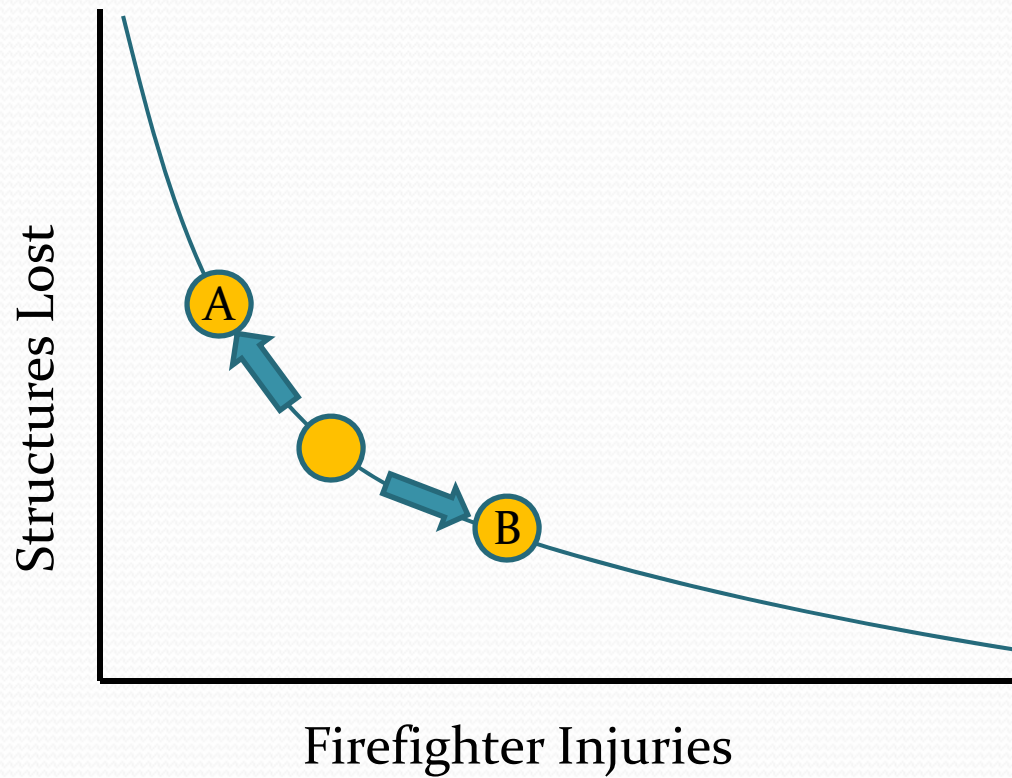


Risk Scatter Plot

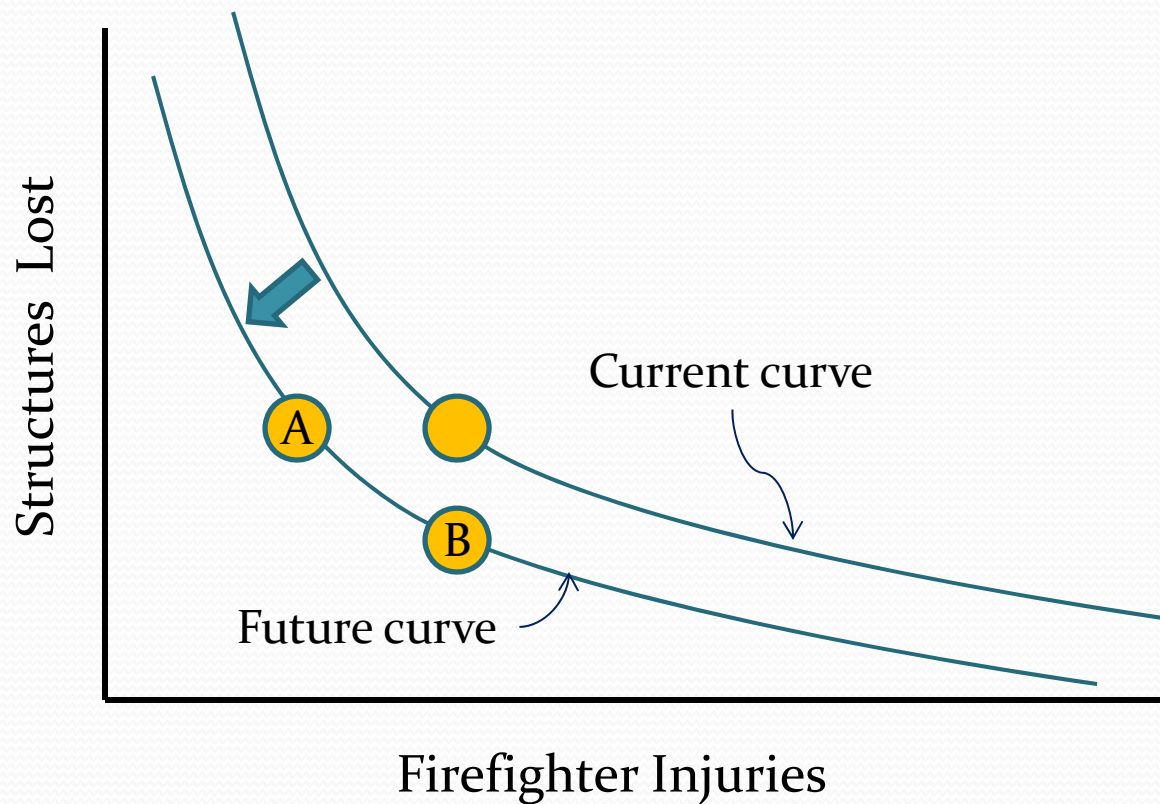


Risk Map

Understanding risk and tradeoffs: The risk tradeoff curve



Understanding risk and tradeoffs: Changing the conditions, shifting the curve

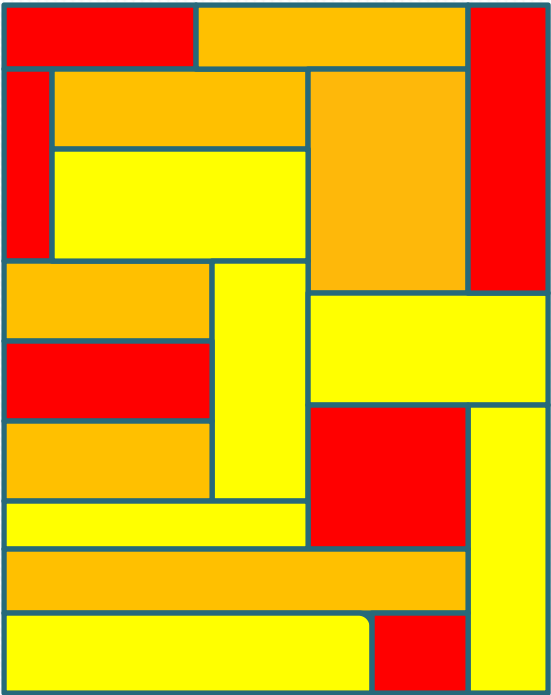




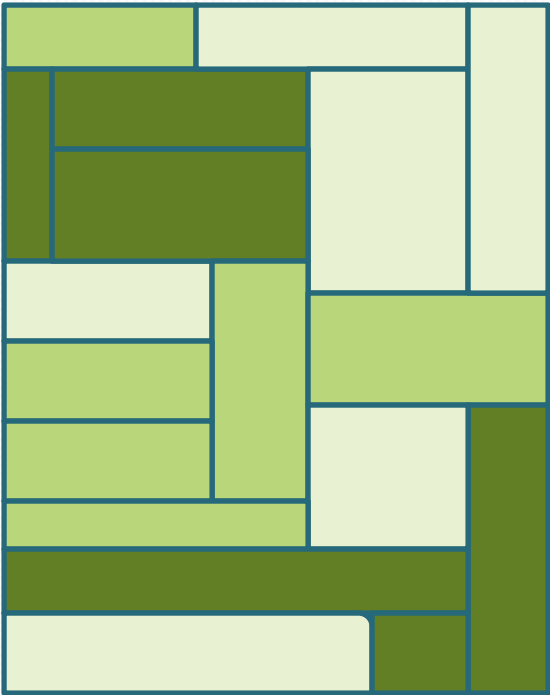
Exploratory questions

- What strategic options have the greatest potential to reduce risks by shifting the tradeoff curves?
- How does the effectiveness of each option play out differently across and within the regions?
- How do changes in contributing factors (climate, population, etc.) change the effectiveness of various options?

Example Products



Risk Map



Risk Reduction Opportunity

Risk – Opportunity Matrix

		Opportunity		
		Low	Medium	High
Risk	Low	1	3	2
	Medium	3	1	2
	High	2	2	2

Timeline Options

Actions	Option 1a and 1b	Option 2a and 2b
CSSC quarterly meetings	Jan, April, July, Sept 2012	Jan, April, July, Sept 2012
Final draft report of Phase III is complete	September 2012	November 2012
WFEC approves draft report of Phase III	October 2012	January 2013
WFLC approves draft report of Phase III	November 2012	February 2013
National and Regional Implementation Plans	2013	2013-2014

Time and Resource Considerations

Analysis (resource limited)	Collaboration (time limited)	
	NSAT and RSC's meet at scheduled intervals	Additional stakeholder interactions
Use readily available data sets; limited quantitative modeling	Option 1a	Option 2a
Additional data analysis and modeling	Option 1b More resources needed	Option 2b More time and resources needed



Options 1b and 2b – Additional Resources

- Options 1b and 2b require additional resources
 - Some additional funding for small team (\$250,000)
 - Specific science/technical individuals identified and committed to NSAT work (10-12 individuals)
 - Agencies prioritize individual member's time and energy for work on Cohesive Strategy
- Resulting product – additional quantitative analyses, more fully utilizes existing data sets, enhanced understanding of tradeoffs, better opportunity to collaborate with partners



Questions and Discussion